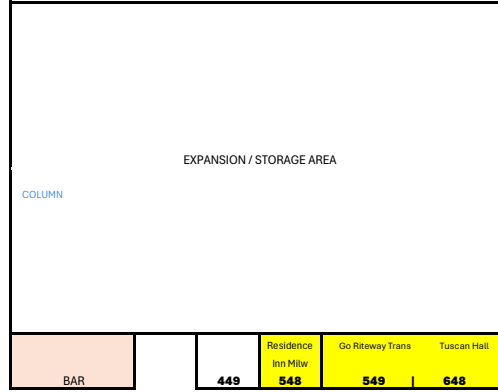


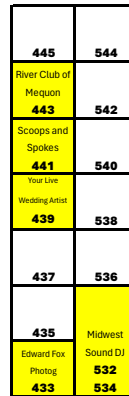
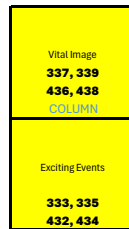

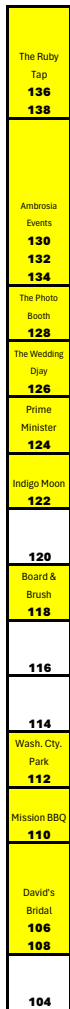


LOADING DOCKS (EAST)



Restrooms & Show Office



NOTE: Booth Space Along South Wall Can Be Cold Due to Exterior Wall/Doors Behind Pipe/Drape and Weather Conditions

